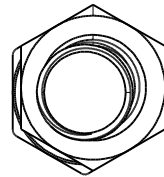
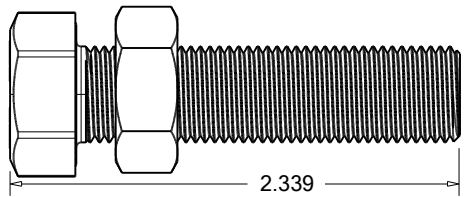
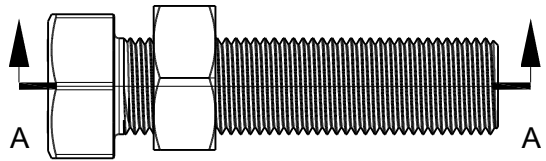


Section A-A



This is a standard hex head 1/2-20 bolt.
Face the threaded end flat.
Lock nut when tightened should not be so tight
that it will push on the bolt/screw being turned.

